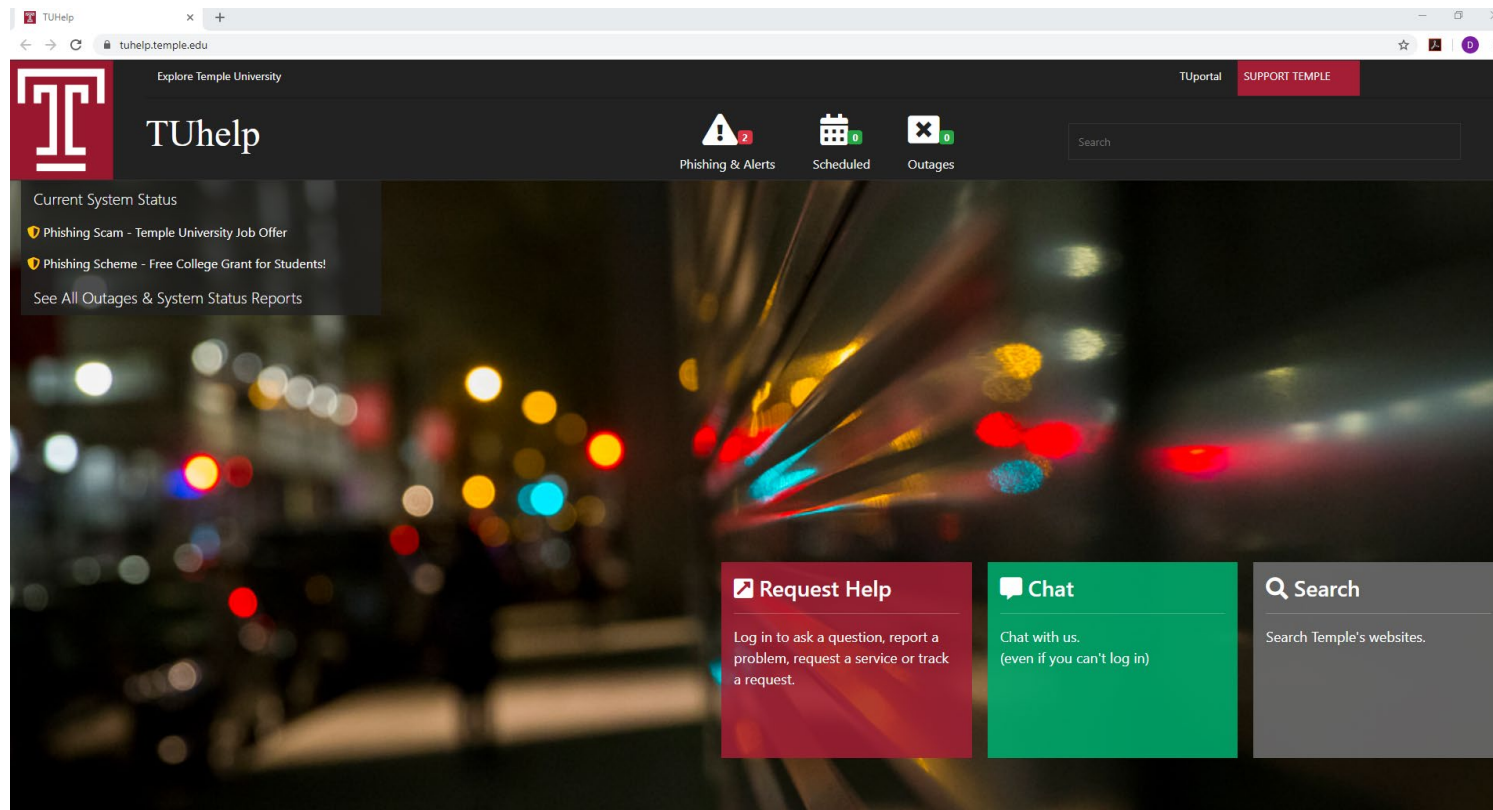


Submitting requests is easy . . .

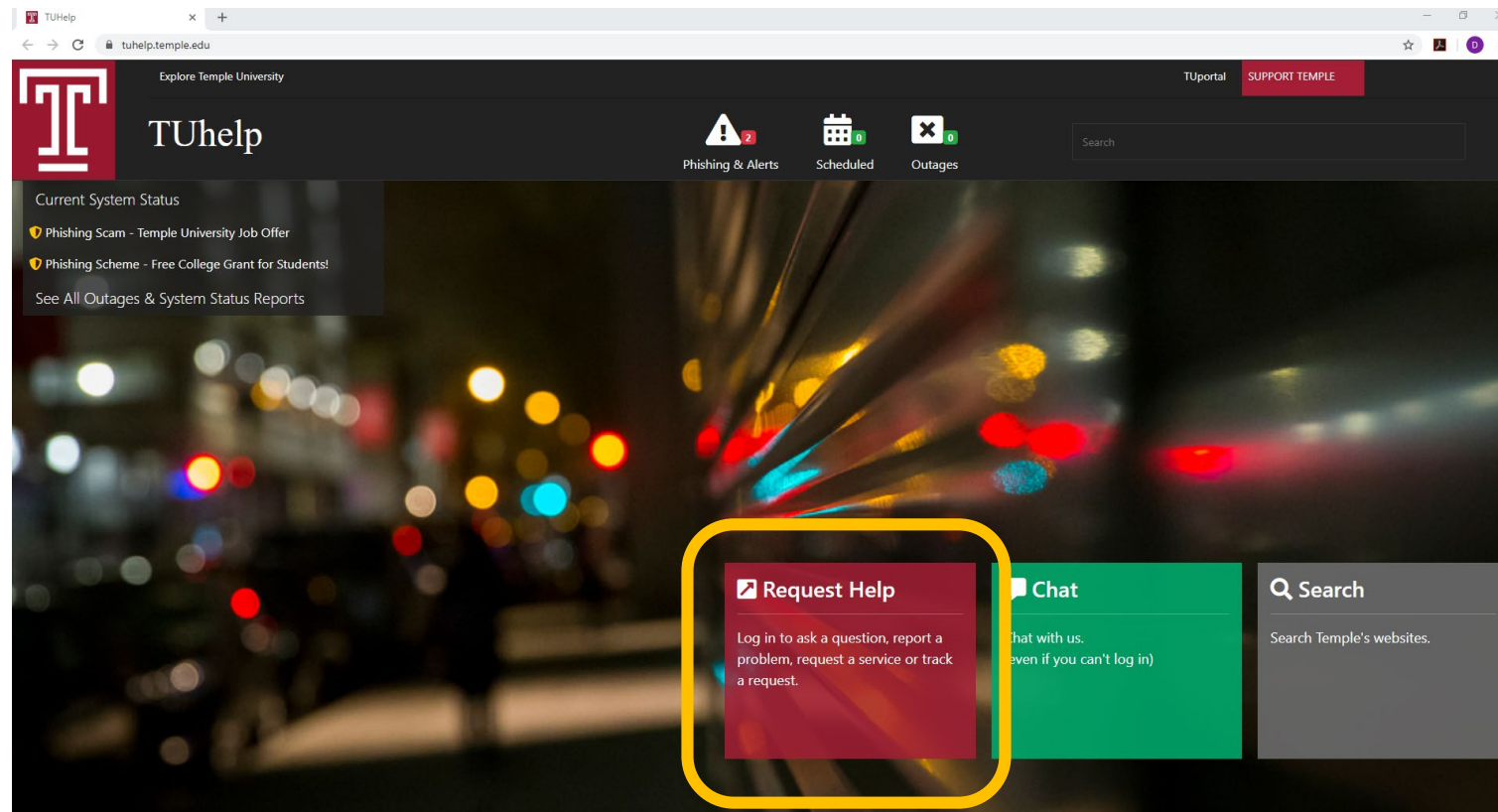
1. How do I currently submit materials for verification?

- Remedy, the software that runs TUHelp



Submitting requests is easy . . .

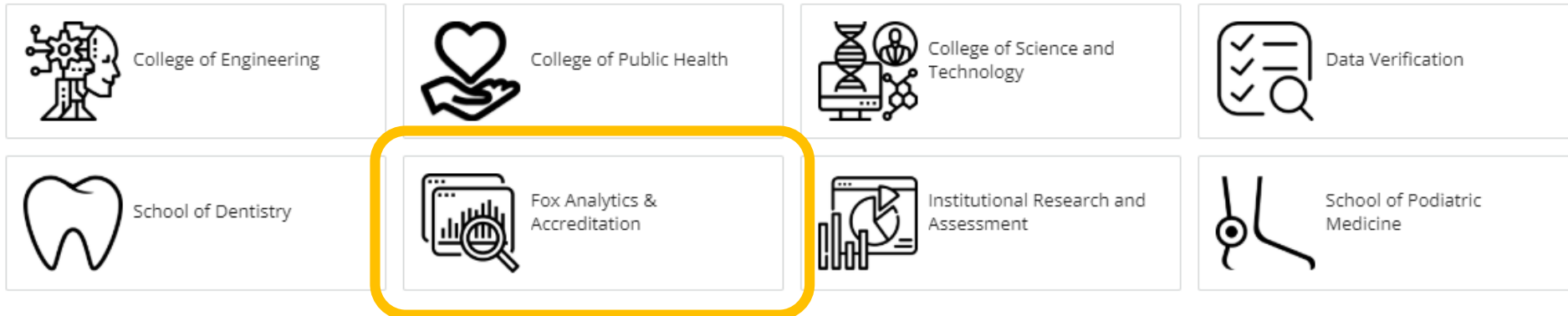
- Open a web browser and go to tuhelp.temple.edu
- Click on the “Request Help” red box



Submitting requests is easy . . .

- Scroll down to “School, College, and Departmental Services
- Click on “Fox Analytics & Accreditation”

School, College, and Departmental Services:



Submitting requests is easy . . .

- Review the buttons for your best option
- For data requests use “Request a Dataset”
- Complete the form and submit

The screenshot shows the TUhelp portal interface. At the top, there is a navigation bar with the TUhelp logo, a 'Home' link, and a 'Track Your Request (s)' link. A user profile icon with the initials 'DK' is visible in the top right corner. Below the navigation bar, there is a breadcrumb trail: '< Home / Fox Analytics & Accreditation'. To the right of the breadcrumb, there are filters for 'Show: All (8)' and 'Sort: Company preferred', along with a search bar. The main content area is titled 'Fox Analytics & Accreditation (8)' and includes a 'Share' button. There are eight request options displayed in a grid:

- Assessment: Assurance of Learning
- Assessment: SFF/GPA Data Requests
- CRIP Assistance
- Dashboard Assistance
- Data Review and Verification
- Faculty Profile (Elements Update)
- Request a Dataset (Special Reports and Projects)** (highlighted with a yellow box)
- Survey Assistance