

UNDERGRADUATE CAREER OUTCOMES REPORT

Class of 2020

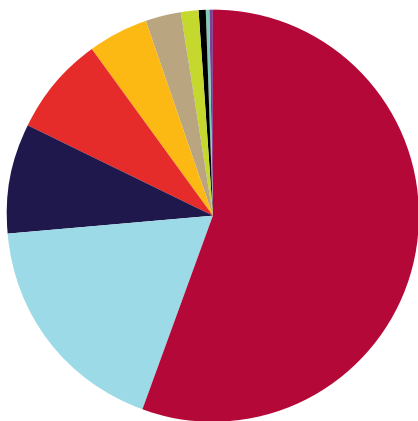
Data verified as of 7/23/2021

Class of 2020 includes classes that graduated in August 2019, December 2019, and May 2020.

79% PLACEMENT RATE

Of the recent graduates that indicated they were seeking employment, 79% reported successful employment within six months of graduation*.

Outcomes Overview



55.8% Employed full-time within six months

18% No info reported to CSPD[§]

8.8% Grad school

7.8% Still seeking employment

4.6% Employed full-time after six months

2.8% Employed part-time

1.5% Started own business within six months

0.4% Military

0.1% Started own business after six months

0.1% Postponing job search or still seeking education

The Center for Student Professional Development (CSPD) surveys students and works with academic departments, student organizations and the Temple University Career Center to track post-graduation outcomes. Information is also collected via LinkedIn and other sources. During the COVID-19 pandemic, the Fox School achieved a total outcomes knowledge rate[†] of 82% and 1000+ Fox graduates are working in full-time business-related roles.

BY THE NUMBERS

Total number of students in class of 2020	1809
Placement rate within six months of graduation*	79%
Average salary [‡]	\$57,648

DEFINITIONS These definitions are consistent with the National Association of Colleges and Employers (NACE).

***Placement rate:** Percentage of graduates (of those seeking employment)^{||}, who are working in full-time business-related careers within six months of graduation. (N = 1010/1285)

†Outcomes knowledge rate: Percentage of graduates for which the institution has reasonable information concerning the graduates' post-graduation activities. (N = 1483/1809)

‡Salary knowledge: Based on a salary knowledge rate of 36%; salary knowledge is the percentage of those employed in FT business-related careers for which the institution has reasonable information concerning the graduates' salary information.

§No information reported: Graduates who have not responded to multiple efforts to obtain information about their post-graduation career plans.

|| Seeking employment: Graduates who have indicated that they were seeking employment or engaged in the job-search process. (N = 1285/1809)

EMPLOYERS WHO HIRED 3+ FOX GRADUATES - CLASS OF 2020

ADP	Crum & Forster	Lockton Companies, LLC	RSM US LLP
All Risks, Ltd.	Defense Logistics Agency	Marsh	RT Specialty
Allstate	Deloitte	Marsh & McLennan Agency	SAP
Amazon	EisnerAmper LLP	Northeast	SEI
AmerisourceBergen	EY LLP	Mercer	Target
AmWINS Group, Inc.	Freedom Mortgage	Milliman	TD Bank
Aon	Grant Thornton	Naval Supply Systems Command (NAVSUP)	Temple University
BNY Mellon	Guardian Asset Management	Northwestern Mutual	Travelers
Burlington Stores	IBM	Penn Medicine	Trion Group, a Marsh & McLennan Co.
Campbell Soup Co.	Independence Blue Cross	PNC Financial Services	Vanguard
Chubb	Janney Montgomery Scott	PricewaterhouseCoopers (PwC)	Wells Fargo
Cigna	JPMorgan Chase & Co.	Protiviti	Willis Towers Watson
Citi	KPMG		
Comcast	Liberty Mutual Insurance		

EMPLOYMENT BY INDUSTRY *N = 1010	# OF GRADS	% OF GRADS
Insurance	194	19.2%
Financial Services/Banking	162	16.0%
Accounting	96	9.5%
Healthcare/Pharma	72	7.1%
Consumer Products/Retail	66	6.5%
Technology/Science	58	5.7%
Real Estate	43	4.3%
Sport/Tourism/Hospitality Mgt	43	4.3%
Consulting	42	4.2%
Government/Education	35	3.5%
Marketing/Advertising/PR	34	3.4%
Transportation/Automotive	27	2.7%
Other	25	2.5%
Manufacturing	20	2.0%
Human Resources/Staffing	16	1.6%
Telecommunications	15	1.5%
Construction/Engineering	14	1.4%
Media/Entertainment	14	1.4%
Utilities/Energy	10	1.0%
Wholesale	8	0.8%
Non-Profit	7	0.7%
Legal/Law Enforcement	7	0.7%
Logistics/Supply Chain	2	0.2%
Grand Total	1010	100%

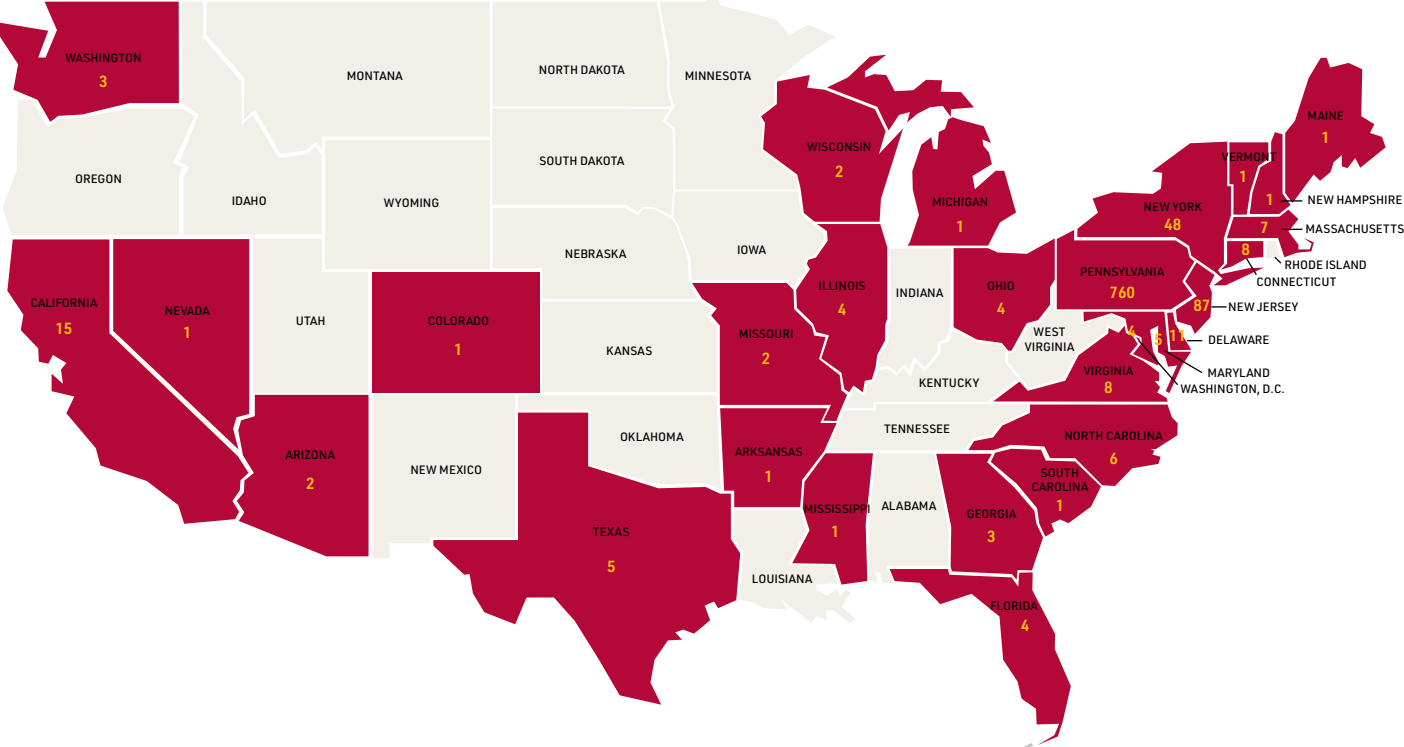
EMPLOYMENT BY FUNCTION *N = 1010	# OF GRADS	% OF GRADS
Finance	128	12.7%
Risk Management/Actuarial	118	11.7%
Data & Analytics	106	10.5%
Accounting/Auditing	104	10.3%
Marketing/Advertising/PR	83	8.2%
Business Development/Sales	73	7.2%
Supply Chain/Ops/Logistics	71	7.0%
Consulting	60	5.9%
General Management	54	5.3%
Human Resources	49	4.9%
Customer/Technical Support	46	4.6%
Information Technology	46	4.6%
Administrative/Support Services	23	2.3%
Real Estate	17	1.7%
Other	15	1.5%
Product/Project Management	10	1.0%
Fundraising/Event Management	4	0.4%
Legal	3	0.3%
Grand Total	1010	100%

*Job function is indicative of the individual's job responsibilities and not necessarily their Fox major

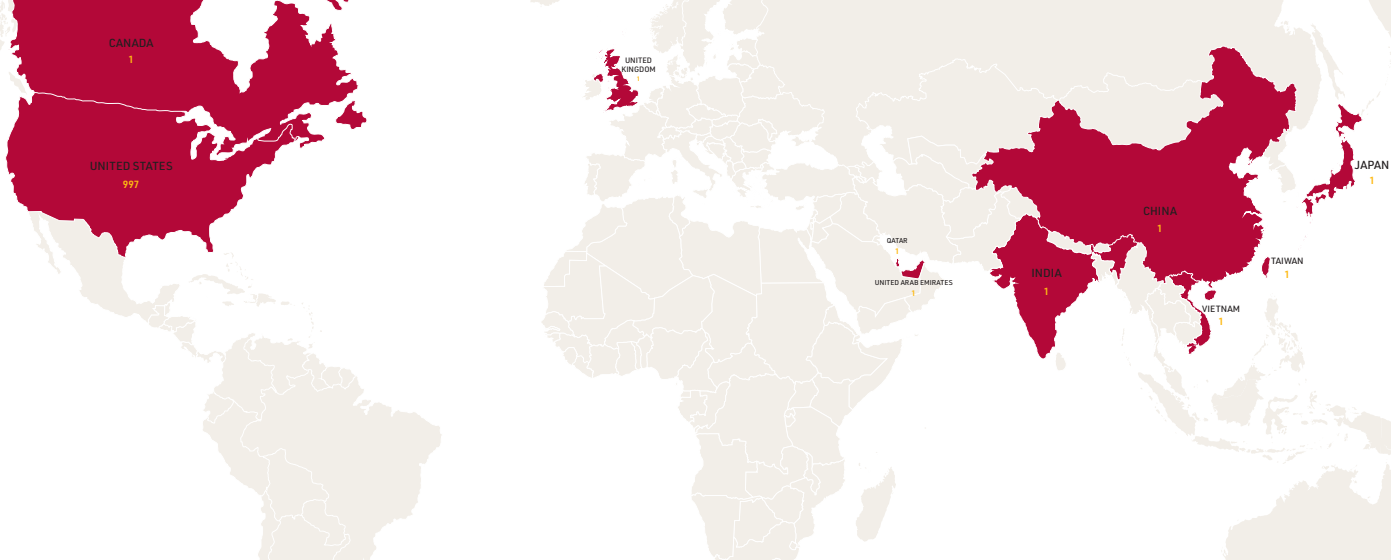
PLACEMENT GEOGRAPHY

Class of 2020

29 STATES



10 COUNTRIES



CONNECTING STUDENTS WITH CAREER OPPORTUNITIES

HANDSHAKE

Handshake is an innovative recruitment and career management platform used by CSPD and Fox students. This is where Fox students can find employers looking to hire business majors for jobs and internships. Log in with a Temple AccessNet ID at temple.joinhandshake.com.

EMPLOYER INTERVIEWS

CSPD hosts numerous employers on-campus and virtually each semester to interview Fox students for internships, co-ops or full-time career opportunities. Students may apply for these interviews through Handshake.

FALL & SPRING CONNECTIONS

Our Fall and Spring Connections are networking events with employers who are recruiting talent for internships, co-ops and full-time post-graduation opportunities.

MOCK INTERVIEWS

CSPD's corporate partners assist with the professional development of our students through their participation in mock interviews. Students not only get to simulate the process through these practice interviews, but they have the opportunity to identify strengths and areas for improvement based on employer feedback.

EMPLOYER RESUME CRITIQUES

The employer resume critique is an opportunity for students to meet with an industry partner and receive one-on-one feedback.

INFORMATION TABLES

Information tables offer students an opportunity to network with representatives from a Fox industry partner in an informal setting. Students gain insight into the job search process as well as learn about organizations and available job opportunities.

PROFESSIONAL DEVELOPMENT WORKSHOP SERIES

Employers offer one-hour presentations on a variety of professional development topics to help students gain firsthand knowledge from the employer's perspective.

STUDENT PROFESSIONAL ORGANIZATION (SPO) SPEAKER SERIES

Students who have joined industry-specific Student Professional Organizations (SPOs) have the opportunity to join events with industry representatives speaking on current and relevant topics. View our SPOs at fox.temple.edu/SPO.

At Temple University's Fox School of Business, we offer more than a curriculum—we offer an experience. Our vision is to transform student lives, develop leaders, and impact our local and global communities through excellence and innovation in education and research. Through hands-on learning opportunities, knowledge-creating faculty and an engaged alumni base, the Fox School provides the support that can help you master your field and connect more closely to your community. Learn more at fox.temple.edu/CSPD.